



**PREMIUM KITCHEN  
APPLIANCES**



# The Belling Experience.

Belling has been bringing smart innovation to kitchens for over a century so each appliance in the Design Collection is 100 years of expert craftsmanship in the making. Rated #1 for oven brands in Finder's 2019/2020 Retail Awards after being recommended by 100% of the people surveyed, the British heritage brand is one of the most trusted names in the industry.

## **The Belling Design Collection**

Premium design meets premium technology with the Belling Design Collection. Enhance any kitchen space with built-in and freestanding ovens featuring sleek 'Pure Black' oven glass, cooktops made from stainless steel or high-grade Italian tempered glass and ultra-stylish dishwashers that are refined in both look and function. Each appliance has been expertly designed with style at the forefront to create a sophisticated and seamless finish.

With premium features such as soft-closing doors, digital programming, ceramic surfaces, touch and slide controls, this collection combines high-end visuals with a flawless aesthetic. Improve any kitchen space by using a trusted brand that has been bringing premium design and innovative technology to people's homes for over a century.

## GET THE MOST FROM YOUR OVEN AND LEARN ABOUT ALL OF THE FUNCTIONS IT HAS TO OFFER.

You never know when you may just need that defrost function to get the cheesecake to the dinner on time, or crisp up the base on your fully loaded pizza with the perfect pizza setting.



### Fan Forced Oven

Sometimes referred to as convectional oven, the heating element surrounds a fan which distributes hot air around the oven.



### Fan Assisted Oven

The oven is heated by top and bottom elements. Mounted in the back panel, the fan helps to distribute heat throughout the oven.



### Conventional Oven

Top and bottom elements radiate heat to the centre of the oven - ideal for one level cooking e.g. roast, lasagne.



### Defrost

The oven fan assists defrosting by circulating air around the food, ideal for delicate frozen foods such as cream gateaux and cheesecakes.



### Pizza

The ideal setting for cooking the perfect pizza with a crispy base.



### Full Grill

Cooks using the heat from above the food. Ideal for a range of foods from toast to steak.



### Half Grill

Great for saving energy when you are only grilling something small.



### Fan Grill

The fan circulates heat from the grill around the food, simultaneously browning and sealing the juices in.



### Top Outer Element

Great for additional browning or finishing off your dish.



### Soft Closing Door

Feel and hear the difference with our soft closing doors for that premium touch. It's the small things that make a difference.



### Microwave

Perfect for speedy cooking. The microwave can also be used in conjunction with other functions in the Steam Combi Oven.



### Fan Grill (Steam Combi Oven)

The fan circulates heat from the grill around the food, simultaneously browning and sealing the juices in.



### Steam

Cook your food with steam, automatically injected from the water tank. Ideal for retaining vital nutrients and locking in flavour.



### Pre-Heat

Lets you know when your oven is up to temperature and ready to cook.

CLE

**Clean**

Cleaning your Steam Combi Oven is vital to avoid build up of limescale. Just add your descaler and off you go.

**Oven Light**

When you need a little help to see the inside of the oven, great when manually cleaning.

**10 amp Plug**

You can simply plug this unit into any domestic socket and start using it straight away. No electricians or hard wiring is required for installation.

**Intensive Bake**

The oven is heated by top and bottom elements, as well as the element surrounding the fan. The fan helps to distribute heat throughout the oven. Suitable for perfect pastry, no need to blind bake.

**Base Heat**

Allows you to cook the bottom of pizzas, flans or pastries without drying out the topping.

**Power Wok**

The Power Wok provides high intensity heat with precise control and even distribution, perfect for all varieties of food.

**Flame Safety**

For added safety, this device is designed to detect if the flame goes out on your hob and will cut off the gas supply.

A

**Automatic Programs**

Let the oven do all the hard work for you. Pick from one of the pre-set programs to cook your food perfectly.

**Defrost (Steam Combi Oven)**

The oven fan assists defrosting by circulating air around the food, ideal for delicate frozen foods such as cream gateaux and cheesecakes.

**Pyrolytic Cleaning Function**

A self-cleaning function that uses high oven temperatures to reduce food residue to a thin layer of ash, just wipe with a damp cloth!

**Keep Warm**

Provides a constant low heat to keep cooked food hot. Also ideal to use as a plate warmer.

**Auto Ignition**

Ignite the burner automatically by pushing and turning the control knob.

**Cast Iron Trivets**

Durable and removable for easy cleaning.



# STEAM OVEN



## BD45CSBK

### 45cm Combination Steam Microwave Oven

80 automatic cooking programs

Digital programmable timer

Microwave

Fan forced

Grill

Fan grill

Microwave + fan Forced

Microwave + fan grill

Steam

Steam + microwave

Steam + fan forced


Defrost

34 litre capacity

5 year warranty, domestic use only

**\$2,019**

### Main Cavity

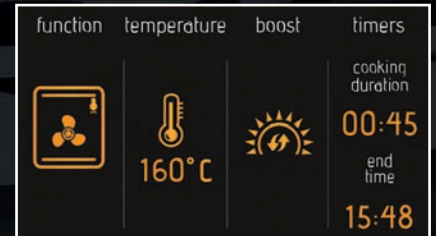


# READYCOOK™ OVEN

## Ready. Set. Cook.

Cooking has never been more fun than with the new ReadyCook™ oven. Watch as the elements on screen illuminate to show they are in use or see which shelf the ReadyCook™ oven suggests you use for the best results. Packed with features and over 150 recipes to choose from, this oven is great for home master chefs and kitchen novices alike.

Follow the intuitive display and choose from one of the pre-programmed recipes for perfect results or select your own with minimal effort.



## BDO610RCBK

### 60cm ReadyCook™ Oven

- 10 function oven
- Pure black oven glass
- Huge 90 litre capacity
- Full-Colour TFT display
- ReadyCook recipe assist
- 150 Pre-programmed recipes
- VapourClean
- Deep-Dish baking tray
- x2 EasyFix telescopic rails
- Soft-closing door
- Made in Europe
- 5 year warranty, domestic use only

**\$1,835**

### Main Cavity





## Why a pyrolytic oven?

If you love cooking and hate cleaning then a pyrolytic oven is for you. Self-cleaning pyrolytic ovens are a popular innovation in oven technology and it is easy to see why.

The Belling Pyrolytic Oven function firstly locks your oven, then uses high heat to convert all the food residue and grease into ash that can then be wiped away easily with just a cloth. Our Belling Pyrolytic Oven has two pyrolytic cleaning modes allowing a pyrolytic clean for a light soiling, a standard clean or for heavy soiling.

The best news about pyrolytic cleaning is that you're not using harsh chemicals to clean your oven which actually offers definite health, savings and safety benefits.



### BDO609PYBK

#### 60cm Built-In Pyrolytic Oven

- 9 Function oven
- Pure black oven glass
- Huge 90 litre capacity
- Touch display
- Pyrolytic self-clean
- Deep dish baking tray
- x2 EasyFix telescopic rails
- Soft-closing door
- Made in Europe
- 5 year warranty, domestic use only**

**\$1,995**

#### Main Cavity



**pyro**  
SELF-CLEAN





## BDO606BK

### 60cm Multi-Function Oven

6 Function oven  
Pure Black oven glass  
90 Litre capacity  
Digital timer  
10amp plug  
Made in Europe  
**5 year warranty, domestic use only**

**\$1,079**

#### Main Cavity



## BDO609BK

### 60cm Multi-Function Oven

9 Function Oven  
Pure Black oven glass  
90 Litre Capacity  
Digital Programmer  
EasyFix Telescopic Rails  
Soft-Closing Door  
Made in Europe  
**5 year warranty, domestic use only**

**\$1,403**

#### Main Cavity





## BDO9608BK

### 90x60cm Built-in Black Glass Oven

'Pure Black' oven glass  
135 Litre capacity  
8 Function oven  
Manual control knobs  
LED display  
Extra large oven tray  
Twin fan system  
Soft-closing door  
Digital programmer  
Made in Europe  
5 year warranty, domestic use only

**\$3235**

#### Main Cavity



## BDO9611BK

### 90x60cm Built-in Black Glass Oven

'Pure Black' oven glass  
11 Function oven  
Full-touch display  
135 Litre capacity  
Extra large oven tray  
Twin fan system  
Soft-closing door  
EasyFix telescopic rail  
Made in Europe  
5 year warranty, domestic use only

**\$3559**

#### Main Cavity





## BD28MBK

### 28L Built-In Microwave

High gloss black acrylic finish with black glass door

8 Auto cooking functions

5 Power levels

Digital control

Rotary knob + buttons

28 Litre capacity

900W microwave power

Speed cooking function

Multi-stage function

30 Second quick start

Defrost (by weight / time)

Stainless steel interior finish

Child safety lock

**5 year warranty, domestic use only**

**\$809**

# WARMING DRAWERS



## BDWDBK

### 14cm Warming Drawer

9 Temperature settings

Digital touch control

22 Litre capacity

Food warming & defrost

Slow cooking

Soft-closing drawer

Digital timer

Pure black glass with stainless steel trim across the bottom edge

**5 year warranty, domestic use only**

**\$712**

# UPRIGHT COOKER



## BDU958DBK

### 90cm Dual Fuel Upright Cooker

Premium matte black surface

5 Gas Burners with twin woks

8 Cooking Functions

Cast iron trivets

Telescopic rail

121 litre oven capacity

Digital programmer

Triple glazed door glass

Anti-slam door hinge

Made in Europe

5 year warranty, domestic use only


**\$3239**



### Main Cavity



# INDUCTION COOKTOPS




## BDC64INF

### 60cm Induction Cooktop

Premium matte-grey ceramic  
 4 Cooking zones  
 9 Power levels + Boost  
 Touch + Slide control  
 Child lock  
 Bevelled edges  
 Safety switch-off  
 Pause / Recall function  
 Hot surface indicators  
 Overflow protection  
 Made in Europe  
**5 year warranty, domestic use only**

**\$1,403**

#### Main Cavity



## BDC95IN2F

### 90cm Induction Cooktop

Premium matte-grey ceramic  
 5 Cooking zones  
 2 Flex zones  
 9 Power levels + Boost  
 Touch + Slide controls  
 Independent egg timer  
 Pause / Recall function  
 Hot surface indicators  
 Child Lock  
 Overflow protection  
 Cleaning function  
 Made in Europe  
**5 year warranty, domestic use only**

**\$2,483**

#### Main Cavity





# GAS COOKTOPS



## BDC604S

### 60cm Stainless Steel Gas Cooktop

Premium stainless steel surface

4 Burners with wok

Cast iron trivets

Flame safety

Easy to use controls

Cast iron wok support

Mini pot stand

Made in Europe

**5 year warranty, domestic use only**

**\$744**



## BDC604BK

### 60cm Black Gas-Thru-Glass Cooktop

Premium tempered glass surface

4 Burners with wok

Cast iron trivets

Flame safety

Easy to use controls

Cast iron wok support

Mini pot stand

Made in Europe

**5 year warranty, domestic use only**

**\$1,241**

# GAS & CERAMIC COOKTOPS



## BDC905LS

### 90cm Stainless Steel Gas Cooktop

Premium stainless steel surface

5 Burners with left side wok

Cast iron trivets

Flame safety

Easy to use controls

Cast iron wok support

Mini pot stand

Made in Europe

5 year warranty, domestic use only

**\$1,403**



## BDC905LBK

### 90cm Black Gas-Thru-Glass Cooktop

Premium tempered glass surface

5 Burners with left side wok

Cast iron trivets

Flame safety

Easy to use controls

Cast iron wok support

Mini pot stand

Made in Europe

5 year warranty, domestic use only

**\$1,619**



## BDC64CE

### 60cm Ceramic Cooktop with Slide Touch Controls

Premium ceramic surface

4 Cooking zones

Touch + slide control

Extendable zones

Pause cooking function

Beveled edges

Made in Europe

5 year warranty, domestic use only

**\$917**



# SLIDE-OUT RANGEHOODS



**GEH6018**  
**60cm Slide-Out Rangehood**  
 440m³/h extraction capacity  
 Stainless steel finish  
 3 Speed slide control  
 1W LED light  
 2 Aluminium grease filters  
 120mm flue cover outlet diameter  
**2 year warranty**  
 Optional carbon filter (CF110) \$66  
**\$201**



**GEH6017**  
**60cm Slide-Out Recirculating Rangehood**  
 440m³/h extraction capacity  
 Stainless steel finish  
 3 Speed slide control  
 1W LED light  
 2 Aluminium grease filters  
 CF110 Carbon Filters Included  
 120mm flue cover outlet diameter  
 Front vented recirculating or ducted  
 2 Fascia rails included:  
*80mm for front recirculating*  
*40mm for direct ducting*  
**2 year warranty**  
 Replacement carbon filter (CF110) \$66  
**\$256**



**GEH9017**  
**90cm Slide-Out Recirculating Rangehood**  
 440m³/h extraction capacity  
 Stainless steel finish  
 3 Speed slide control  
 1W LED light  
 2 Aluminium grease filters  
 CF110 Carbon Filters Included  
 120mm flue cover outlet diameter  
 Front vented recirculating or ducted  
 2 Fascia rails included:  
*80mm for front recirculating*  
*40mm for direct ducting*  
**2 year warranty**  
 Replacement carbon filter (CF110) \$66  
**\$355**

# UNDERMOUNT RANGEHOODS



**TUR52S/TUR70S**  
**52cm/70cm Undermount Rangehood**  
 700m³/h extraction capacity  
 3 Speed button control  
 2 x LED lights  
 1 x Honeycomb filter  
 Ducted or Recirculating operation  
 150mm duct outlet  
**2 year warranty**  
 Optional carbon filter (CF110) \$66  
 TUR52S **\$355** TUR70S **\$459**



**TUR90S**  
**90cm Undermount Rangehood**  
 700m³/h extraction capacity  
 3 Speed button control  
 2 x LED lights  
 1 x Honeycomb filter  
 Ducted or Recirculating operation  
 150mm duct outlet  
**2 year warranty**  
 Optional carbon filter (CF110) \$66  
**\$510**



**UC52**  
**52cm Undermount Rangehood**  
 1000m³/h extraction capacity  
 Stainless steel finish  
 3 Speed motor  
 2 x LED Strip Lights  
 1 Aluminium grease filter  
 62dBA  
**2 year warranty**  
 Optional carbon/mesh filter (ATCF52) \$66  
**\$712**  
*Also available in 75cm (UC75)*

**Best Seller**



**TGU52BK/TGU90BK**  
**52cm/90cm Undermount Rangehoods**  
 1000m³/h extraction capacity  
 Black glass finish  
 3 speed motor  
 Undermount installation  
 Ducted installation + perimeter aspiration  
 2 2W LED 'cool white' strip lighting  
 1 aluminium mesh filter  
 Timer  
**5 year warranty**  
 Optional carbon filter: AT68D52CF152 (TGU52BK) and AT68D90CF152 (TGU90BK)  
 TGU52BK **\$712** TGU90BK **\$831**

*TGU52BK designed for 60cm cooktop • TGU90BK designed for 90cm cooktop*

# DUCTING

**DKW**  
**150mm Semi-Rigid Duct Wall Kit**  
 Universal kit - suits 125mm & 150mm  
**\$153**



**DKRM**  
**Metal Roof Duct Kit**  
 Universal kit - suits 125mm & 150mm  
**\$284**



**DKRT**  
**Tiled Roof Duct Kit**  
 Universal kit - suits 125mm & 150mm  
**\$284**



**DKE**  
**Eave Duct Kit**  
 Universal kit - suits 125mm & 150mm  
**\$165**



# PREMIUM CANOPY RANGEHOODS



## FHEE91A9S-5

### 90cm Curved Glass Canopy Rangehood

1000m³/h extraction capacity  
4 Speed touch control  
2 x LED Lights  
1 x Baffle filter  
2 year warranty

**\$712**

LED  
Lighting



## FHEE22A6S-5/FHEE229SC9S-5

### 60cm/90cm Deluxe Canopy Rangehood

1000m³/h extraction capacity  
4 Speed touch control  
2 x LED Lights  
2/3 x Baffle filters  
Ducted or Recirculating operation  
150mm duct outlet  
2 year warranty

Flue Extension (IARXSE1) - \$153

FHEE22A6S-5

**\$771**

FHEE229SC9S-5

**\$890**



Island  
Canopy

## ICG9BLS

### 90cm Deluxe Glass Island Canopy Rangehood

1000m³/h extraction capacity  
3 Speed touch control  
4 x LED Lights  
3 x Baffle filters  
Ducted or Recirculating operation  
150mm duct outlet

2 year warranty

Optional carbon filter (CF120) \$66

Recirculating kit (IA150IGRK) \$106

**\$1,485**



Island  
Canopy

## ICF9BLS

### 90cm Deluxe Island Canopy Rangehood

1000m³/h extraction capacity  
3 Speed touch control  
4 x LED Lights  
3 x Baffle filters  
Ducted or Recirculating operation  
150mm duct outlet

2 year warranty

Optional carbon filter (CF120) \$66

Recirculating kit (IA150IRK) \$106

**\$1,485**



## CPT6MB/CPT9MB

### 60cm/90cm Pyramid Canopy Rangehood - Matte Black

700m³/h extraction capacity  
3 Speed touch control  
1/2 x LED Lights  
2/3 x Baffle filters  
Ducted or Recirculating operation  
150mm duct outlet

2 year warranty

Optional carbon filter (CF110) \$66

Recirculating kit IA150BSRK \$106

Flue Extension 900mm IAPXMBE1 \$153

CPT6MB **\$469** CPT9MB **\$629**



## CHEM52TLX

### 90cm Deluxe Canopy Rangehood - Stainless Steel

1000m³/h extraction capacity  
4 Speed touch control  
2 x LED Lights  
3 x Baffle filters  
150mm duct outlet

2 year warranty

Flue Extension (CHEM52EXT) \$142

**\$535**

# DISHWASHERS




## Get the best from your dishwasher

Dishwashers are one of the most used appliances in the kitchen today. They need to be able to do three things well for the best results, wash, dry and be quiet. The new range of dishwashers available from Belling have an advanced design, providing flexible space options giving you a great wash result even for those tricky items. You can even wash your long stem glasses with ease, even with large plate sizes in the bottom rack.

The advanced active fan drying system ensures an optimum drying result. The active fan draws the moist air out of the dishwasher to provide a gleaming result every time.

By using a new advanced, more durable brushless motor, we now have quieter operation as low as 43dBA. This means your new Belling dishwasher will be working quietly and efficiently while you're enjoying time with the family.

*Handy Hint: A good quality dishwasher powder will give you a better result than a tablet.*



*The premium brushless motor is more durable, efficient and quieter than a standard dishwasher motor. Offering you superior performance and a 10 year warranty on Parts.*

*\*Motor only.*







**BD14FSDX**

### 60cm Freestanding Dishwasher

Stainless steel finish  
14 place settings  
5 wash programs  
1/2 load function  
Aqua stop  
Powerful spray arm  
Mini side cutlery tray & basket  
3 Star WELS rating  
15.3 Litres per wash  
Made in Europe  
**5 year warranty**

**\$895**



**BD16FSDX**

### 60cm Freestanding Dishwasher

Stainless steel finish  
16 place settings  
8 wash programs  
4 auxiliary functions  
HydroSense Auto Wash System  
Aqua Stop  
Active drying system  
Brushless motor  
Full size cutlery tray & basket  
4 Star WELS rating  
14.3 Litres per wash  
Made in Europe  
**5 year warranty**  
**10 year warranty on brushless motor (parts only)**

**\$1,075**



**BD16FID**

### 60cm Fully Integrated Dishwasher

Fully integrated finish  
16 place settings  
8 wash programs  
4 auxiliary functions  
HydroSense Auto Wash System  
Aqua Stop  
Active drying system  
Brushless motor  
Floor LED indicator  
Full size cutlery tray & basket  
4 Star WELS rating  
14.3 Litres per wash  
Made in Europe  
**5 year warranty**  
**10 year warranty on brushless motor (parts only)**

**\$1,075**

FRIDGE



## BAUMATIC INTEGRATED BENEFITS

4

4 TEMPERATURES

### 4 TEMPERATURE SETTINGS

With 4 temperature settings, the integrated fridges come with variable cooling options for a wide range of food and drinks.



LED LIGHTING

### LED LIGHTING

Bright interior LED light is designed to illuminate without adding heat whilst offering even and efficient lighting throughout the compartment.



CRISPER

### FRUIT & VEGETABLE CRISPER

Preserve your food with the special care it deserves. This independent zone helps your food stay fresher for longer as well as maintaining all the natural flavour.



REVERSIBLE

### REVERSIBLE DOOR

Reversible door swing creates versatile installation options by allowing the refrigerator door to be adjusted to open from either the right or left side.



### BIR266BM

#### 266L Bottom Mount Integrated Fridge

- 182 Litre fridge capacity
- 84 Litre freezer capacity
- Variable temperature settings
- Left or right-hand door opening
- Fruit/vegetable Fresh Zone
- 4 Fridge shelves including 3 adjustable glass shelves
- 2 Freezer drawers
- LED lighting
- Frost free defrost
- Door alarm
- 41dB noise level
- 2 Stars MEPS energy rating
- 432kWh/year energy consumption
- 540mm (w) x 1785mm (h) x 545mm (d)
- 3 year warranty**

**\$1,496**



# WINE STORAGE



# WINE STORAGE

A perfect finishing touch to any meal is a good wine, and the perfect finishing touch to any kitchen is a sleek and stylish wine cooler.


Our inbuilt wine coolers are available for every serious wine lover and for all different kitchen layouts.



## **BWC646** **600mm Wine Cellar** **Built In**

46 Bottles  
145 Litre capacity  
Temperature range;  
Upper shelves 5-12°C,  
Lower shelves 12-22°C  
**2 year warranty**

**\$1,187**



## **BBC6178** **600mm Beverage** **Centre Built In**

178 (330ml) cans  
145 Litre capacity  
Temperature range  
2-20°C  
**2 year warranty**

**\$1,068**

**All wine cellars and beverage centres feature reversible doors and blue internal illumination.**

# TAPS



**ITSC2**  
**Deluxe**  
**Professional**  
**\$149**



**ITWC3**  
**Gooseneck**  
**Professional**  
**\$309**



**ITFC1**  
**Professional**  
**Tap**  
Chrome mixer  
**\$428**



**ITDC1**  
**Deluxe**  
**Mixer**  
Chrome mixer  
**\$339**



**1/2**  
**Micron**  
**Water**  
**Filter**

## **IWPHF1** **HiFlow In-Line** **Filter System**


Fits any mixer tap

**\$309**

Replacement Cartridge  
IWPC1 \$178

All taps come with a 3 year in-home warranty with 5 year warranty on cartridges. Chrome taps have a 4 star WELS rating. They are watermarked to Australian standards and feature a 7.5 litre flow rate per minute. Stainless steel taps have a 5 star WELS rating. They are watermarked to Australian standards and feature a 5 litre flow rate per minute. All taps are rated to 500kPa as per Australian plumbing requirements.





All sinks below can be installed as  
TOP MOUNT or UNDERMOUNT



Radius  
Corners

## SKT9SC

**2 Bowl Sink - 30 Litres x 2**

900 Cabinet

L 870mm x B 440mm x D 200mm

**\$862**



Radius  
Corners

## SKT7SC

**1 & 1/4 Bowl Sink - 30 Litres  
& 12 Litres**

700 Cabinet

L 650mm x B 440mm x D 200mm

**\$784**



**BONUS  
ACCESSORIES  
INCLUDED**

(SKT4SC/SKT7SC/  
SKT9SC)

SKT4SC, SKT7SC and SKT9SC sinks come complete with universal flexible stainless steel heat and drain mat, colander and timber chopping board.



Radius  
Corners

## SKT4SC

**1 Bowl Sink - 26 Litres**

400 Cabinet

L 380mm x B 440mm x D 200mm

**\$676**

**MADE FROM  
1.0MM THICK  
18/10 304  
GRADE STAINLESS  
STEEL**



Radius  
Corners

## SKT11

**1 & 1/4 Bowl Inset Sink - 32 Litres  
& 14 Litres + Drainer**

700 Cabinet

L 1010mm x B 450mm x D 200mm

**\$1,099**



**BONUS  
ACCESSORIES  
INCLUDED**

(SKT11)

SKT11 sink comes with colander and timber chopping board.



Ovens	BD45CSBK	BDO610RCBK	BDO609PYBK
<b>Oven Functions</b>			
Microwave	Yes	-	-
Fan Forced	Yes	Yes	Yes
Grill	Yes	Yes	Yes
Fan Grill	Yes	Yes	Yes
Microwave + Fan Forced	Yes	-	-
Microwave + Fan Grill	Yes	-	-
Steam	Yes	-	-
Steam + Microwave	Yes	-	-
Steam + Fan Forced	Yes	-	-
Defrost	Yes	Yes	Yes
Automatic Programs	Yes	Yes	-
Conventional Oven	-	Yes	Yes
Fan Bake	-	Yes	Yes
Pizza	-	Yes	Yes
VapourClean™	-	Yes	-
Rotisserie	-	Yes	-
Cleaning (Descale)	Yes	-	-
Half Grill	-	Yes	Yes
<b>Control Panel</b>			
Clock / Timer	Digital programmable timer	Touch display	'Visio' Touch Display
LED Colour	White	White	White
Control Type	Touch control	Knob control	Black rotary knob
<b>Display/Timer</b>			
Digital Clock	Yes	Yes	Yes
Minute Minder	Yes	Yes	Yes
Automatic Program Timer	Yes	Yes	Yes
Child Lock	-	-	Yes
<b>Oven Features</b>			
Energy rating (Eu standard)	-	'A' class	'A' class
Actual Capacity (litres)	34L	90L	90L
Water Tank (litres)	1.0L, auto-open	-	-
Usable Capacity (litres)	-	75L	75L
Interior Finish	Stainless steel	Enamel	Enamel finish
Shelf Runners	Moulded sides	Yes	Yes
No. Shelf Positions	2	5	9
Door Glass	-	Triple glazed	Quadruple glazed
Boost Function	-	Yes	-
Removable Inner Glass	-	Yes	Yes
Door Hinge	-	Soft closing	Soft closing
Cavity Cooling System	-	Yes	Yes
Lights	Yes	1, rear position	1, rear position
<b>Accessories</b>			
Telescopic Rails	-	2x full extension - EasyFix	2x full extension - EasyFix
No. of Chrome Shelves (Grids)	1	2	2
Glass Tray	1	-	-
Standard Oven Tray	-	1	1
Deep-dish Oven Tray + Insert	-	1	1
<b>Installation</b>			
Installation Type	Under-bench or wall unit	Flush Fit; Under-bench or wall unit	Flush Fit; Under-bench or wall unit
Electrical Connection	15A hardwire	15A hardwire	15A hardwire
Rated Voltage / Frequency	230-240V, 50Hz	230-240V 50Hz	230-240V 50Hz
Total Rated Power	3000W	2800-3100W	2600-2800W
<b>Dimensions (Packed)</b>			
Width x Height x Depth (mm)	700 (w) x 550 (h) x 670 (d)	680 (w) x 640 (h) x 630 (d)	680 (w) x 640 (h) x 630 (d)
Gross Weight (kg)	45kg	34.05kg	34.05kg
<b>Dimensions (Product)</b>			
Width x Height x Depth (mm)	595 (w) x 454 (h) x 525 (d)	597 (w) x 595 (h) x 572 (d)	597 (w) x 595 (h) x 572 (d)
Net Weight (kg)	33kg	31.85kg	31.85kg
<b>Dimensions (Cut-Out)</b>			
Width x Height x Depth (mm)	600 (w) x 460 (h) x 550mm (d)	600 (w) x 596 (h) x 572mm (d)	600 (w) x 596 (h) x 572mm (d)



Ovens	BDO606BK	BDO609BK
<b>Oven Functions</b>		
Microwave	-	-
Fan Forced	Yes	Yes
Grill	Yes	Yes
Fan Grill	Yes	Yes
Defrost	Yes	Yes
Automatic Programs	-	-
Conventional Oven	Yes	Yes
Fan Bake	Yes	Yes
Pizza	-	Yes
VapourClean™	-	-
Rotisserie	-	-
Cleaning (Descal)	-	-
Half Grill	-	-
<b>Control Panel</b>		
Clock / Timer	Digital minute minder	Digital programmable timer
LED Colour	White	White
Control Type	Black rotary knob	Black rotary knob
<b>Display/Timer</b>		
Digital Clock	Yes	Yes
Minute Minder	Yes	Yes
Automatic Program Timer	-	Yes
Child Lock	Yes	Yes
<b>Oven Features</b>		
Actual Capacity (litres)	90L	90L
Usable Capacity (litres)	78L	78L
Interior Finish	Enamel finish	Enamel finish
Shelf Runners	Yes	Yes
No. Shelf Positions	5	5
Door Glass	Triple glazed	Triple glazed
Boost Function	-	Yes
Removable Inner Glass	-	-
Door Hinge	Standard	Soft closing
Cavity Cooling System	Yes	Yes
Lights	1, rear position	1, rear position
<b>Accessories</b>		
Telescopic Rails	-	1 x full extension - EasyFix
No. of Chrome Shelves (Grids)	2	2
Glass Tray	-	-
Standard Oven Tray	1	1
Deep-dish Oven Tray + Insert	-	1
<b>Installation</b>		
Installation Type	Flush Fit; under-bench or wall unit	Flush Fit; Under-bench or wall unit
Electrical Connection	10A Plug & Lead	15A hardwire
Rated Voltage / Frequency	230-240V, 50Hz	230-240V 50Hz
Total Rated Power	2300W	3100-3400W
<b>Dimensions (Packed)</b>		
Width x Height x Depth (mm)	680 (w) x 640 (h) x 630(d)	680 (w) x 640 (h) x 630 (d)
Gross Weight (kg)	34.05kg	34.05kg
<b>Dimensions (Product)</b>		
Width x Height x Depth (mm)	597 (w) x 595 (h) x 572(d)	597 (w) x 595 (h) x 572 (d)
Net Weight (kg)	31.85kg	31.85kg
<b>Dimensions (Cut-Out)</b>		
Width x Height x Depth (mm)	600 (w) x 596 (h) x 572min (d)	600 (w) x 596 (h) x 572min (d)



Ovens / Upright Cooker	BDO9611BK	BDO9608BK	BDU958DBK
<b>Oven Functions</b>			
Microwave	-	-	-
Fan Forced	Yes	Yes	Yes
Grill	Yes	Yes	Yes
Fan Grill	Yes	Yes	Yes
Defrost	Yes	Yes	Yes
Automatic Programs	-	-	-
Conventional Oven	Yes	Yes	Yes
Fan Bake	Yes	Yes	Yes
Pizza	-	-	-
VapourClean™	-	-	-
Rotisserie	-	-	-
Cleaning (Descaling)	-	-	-
Half Grill	Yes	-	-
Keep Warm	-	-	-
Base Heat	Yes	Yes	Yes
<b>Control Panel</b>			
Clock / Timer	LED Display	Digital programmable timer	Digital programmable timer
LED Colour	White	White	Red
Control Type	Full-touch interface	Black rotary knob	Black soft-touch knobs
<b>Display/Timer</b>			
Digital Clock	-	-	Yes
Minute Minder	Yes	Yes	Yes
Automatic Program Timer	Yes	Yes	Yes
Child Lock	Yes	Yes	Yes
<b>Oven Features</b>			
Energy Rating (Eu Standard)	'A' class	'A' class	'A' class
Actual Capacity (Litres)	135L	135L	121L
Usable Capacity (Litres)	120L	120L	115L
Interior Finish	Ultra-Clean Grey Enamel	Ultra-Clean Grey Enamel	-
Shelf Runners	Yes	Yes	Yes
No. Shelf Positions	5	5	5
Door Glass	Triple glazed	Triple glazed	Triple glazed
Boost Function	-	-	-
Removable Inner Glass	Yes	Yes	-
Door Hinge	Soft closing	Soft closing	Anti-slam
Cavity Cooling System	Yes	Yes	Yes
Lights	Twin lighting system	Twin Lighting system	1, rear position
<b>Accessories</b>			
Telescopic Rails	1 x full extension - EasyFix	-	1 x ¾ extraction
No. of Chrome Shelves (Grids)	2	2	2
Chrome Side-Racks	Yes	Yes	-
Glass Tray	-	-	-
Standard Oven Tray	1	1	1
Deep-dish Oven Tray + Insert	1	1	1
<b>Installation</b>			
Installation Type	Flush Fit; Under-bench or wall unit	Flush Fit; Under-bench or wall unit	Freestanding
Electrical Connection	15A hardwire	15A hardwire	15A hardwire
Rated Voltage / Frequency	220-240V 50 / 60Hz	220-240V 50 / 60Hz	240V, 50 / 60Hz
Total Rated Power	3150W	3150W	2870W
<b>Dimensions (Packed)</b>			
Width x Height x Depth (mm)	937 (w) x 645 (h) x 702 (d)	937 (w) x 645 (h) x 702 (d)	-
Gross Weight (kg)	65.2kg	65.2kg	-
<b>Dimensions (Product)</b>			
Width x Height x Depth (mm)	895 (w) x 595 (h) x 558 (d)	895 (w) x 595 (h) x 558 (d)	898 (w) x 880-960* (h) x 605 (d)
Net Weight (kg)	61.2kg	61.2kg	-
<b>Dimensions (Cut-Out)</b>			
Width x Height x Depth (mm)	900 (w) x 600 (h) x 560min (d)	900 (w) x 600 (h) x 560min (d)	900 (w) x 880-960* (h) x 605 (d)



Microwave/Warming Drawer	BD28MBK	BDWDBK
<b>Oven Functions</b>		
Microwave	Yes	-
Defrost	Yes	Yes
Automatic Programs	Yes	Yes
<b>Control Panel</b>		
Clock / Timer	Digital Programmable Timer	Digital timer
LED Colour	White	-
Control Type	Rotary knob + buttons	Touch control
<b>Display/Timer</b>		
Digital Clock	Yes	-
Minute Minder	Yes	Yes
Automatic Program Timer	Yes	Yes
Child Lock	Yes	Yes
Time of Day	Yes	-
<b>Oven Features</b>		
Actual Capacity (Litres)	28L	22L
Interior Finish	Stainless Steel	Stainless Steel
Lights	1	-
<b>Installation</b>		
Installation Type	Flush Fit; Under-bench or wall unit	Under-bench or wall unit
Electrical Connection	10A Plug & Lead	10A Plug & Lead
Rated Voltage / Frequency	220-240V 50-60Hz	220-240V, 50 / 60Hz
Total Rated Power	1900W	1000W
<b>Dimensions (Packed)</b>		
Width x Height x Depth (mm)	635(w) x 466 (h) x 500(d)	705 (w) x 210 (h) x 640 (d)
Gross Weight (kg)	20.59kg	20.5kg
<b>Dimensions (Product)</b>		
Width x Height x Depth (mm)	595 (w) x 388 (h) x 400(d)	595(w) x 141(h) x 541(d)
Net Weight (kg)	17.95kg	-
<b>Dimensions (Cut-Out)</b>		
Width x Height x Depth (mm)	600 (w) x 390 (h) x 540min (d)	598(w) x 141(h) x 550min (d)





Cooktops		BDC604S		BDC905LS		BDC604BK	
Features							
Number of Burners	4 burners with PowerWok		5 burners with PowerWok		4 burners with PowerWok		
Trivet Type	Durable cast-iron		Durable cast-iron		Durable cast-iron		
Finish	304 Stainless steel		304 Stainless steel		Black tempered glass		
Flame Failure Safety Device	Yes		Yes		Yes		
Ignition	Electronic under knob ignition		Electronic under knob ignition		Electronic under knob ignition		
Accessories	Cast iron wok support and cast-iron pot stand		Cast iron wok support and cast-iron pot stand		Cast iron wok support and cast iron pot stand		
Country of Origin	Italy		Italy		Italy		
Cooking Zones							
	NG	LPG	NG	LPG	NG	LPG	
Front Left – Wok Burner	14.9 MJ	12.8 MJ	14.4 MJ	14.4 MJ	14.2 MJ	14.4 MJ	
Front Right – Auxiliary	3.4 MJ	3.4 MJ	3.4 MJ	3.4 MJ	3.8 MJ	3.8 MJ	
Rear Right – Semi Rapid	6.3 MJ	5.6 MJ	6.3 MJ	5.6 MJ	6.1 MJ	6.1 MJ	
Rear Left – Semi Rapid	6.3 MJ	5.6 MJ	6.3 MJ	5.6 MJ	6.1 MJ	6.1 MJ	
Back Right – Rapid	-	-	11.5 MJ	9.6 MJ	-	-	
Total Consumption	30.9 MJ	27.4 MJ	41.9 MJ	38.6 MJ	30.2 MJ	30.2 MJ	
Installation							
Installation Type	Top mounted		Top mounted		Top mounted		
Electrical Connection	10A Plug and lead		10A Plug and Lead		10A Plug and Lead		
Rated Voltage / Frequency	220-240V 50 / 60Hz		220-240V 50 / 60Hz		220 - 240V, 50 / 60Hz		
Dimensions (Packed)							
Width x Height x Depth (mm)	655 (w) x 140 (h) x 580 (d)		945 (w)x 140 (h) x 580 (d)		655 (w) x 140 (h) x 580 (d)		
Gross Weight (kg)	11.6kg		16.0kg		15.2		
Dimensions (Product)							
Width x Height x Depth (mm)	590 (w) x 60 (h) x 510 (d)		890(w) x 60 (h) x 510 (d)		580 (w) x 60 (h) x 510 (d)		
Net Weight (kg)	10.2kg		14.9kg		14.4kg		
Dimensions (Cut-Out)							
Width x Height x Depth (mm)	560 (w) x 44 (h) x 480 (d)		805(w) x 44 (h) x 480 (d)		560 (w) x 50 (h) x 480 (d)		



DESIGN COLLECTION



DESIGN COLLECTION

Cooktops		BDC905LBK		BDC64CE	
Features					
Number of Burners	5 burners with PowerWok			4	
Trivet Type	Durable cast-iron			-	
Finish	Black tempered glass			-	
Flame Failure Safety Device	Yes			-	
Ignition	Electronic under knob ignition			-	
Accessories	Cast iron wok support and cast-iron pot stand			-	
Power Levels	-			9 (per zone)	
Keep Warm	-			Yes (70° min)	
Extendable Zone(s)	-			2	
Cooking Surface	-			Eurokera ceramic glass	
Bevelled Edges	-			Yes	
Controls	-			Touch + slide control	
Cooking Timer	-			Yes, one each zone	
Pause / Recall Function	-			Yes	
Hot Surface Indicators	-			Yes	
Child Lock	-			Yes	
Overflow Protection	-			Yes	
Country of Origin	Italy			France	
Cooking Zones					
	NG	LPG	Diameter (mm)	Output (W)	
Front Left	14.2 MJ	14.2 MJ	150 - 220mm	1000 - 2200W	
Front Right	3.8 MJ	3.8 MJ	155mm	1200W	
Rear Right	6.1 MJ	6.1 MJ	155mm	1200W	
Rear Left	6.1 MJ	6.1 MJ	180 - 275mm	1500 - 2400W	
Back Right	9.5 MJ	8.0 MJ	-	-	
Total Consumption	39.7 MJ	38.2 MJ	-	7000W	
Installation					
Installation Type	Top mounted			Top mounted	
Electrical Connection	10A Plug and lead			Hard wired	
Rated Voltage	220-240V 50 / 60Hz			220-240V 50 / 60Hz	
Total Rated Power	-			7000W	
Dimensions (Packed)					
Width x Height x Depth (mm)	945 (w) x 140 (h) x 580mm (d)			650 (w) x 95 (h) x 600 (d)	
Gross Weight (kg)	22.2kg			10.3kg	
Dimensions (Product)					
Width x Height x Depth (mm)	890 (w) x 60 (h) x 510mm (d)			590 (w) x 41 (h) x 520 (d)	
Net Weight (kg)	20.9kg			9kg	
Dimensions (Cut-Out)					
Width x Height x Depth (mm)	860 (w) x 50 (h) x 480mm (d)			560(w) x 41 (h) x 490 (d)	



Cooktops		BDC64INF		BDC95IN2F	
Features					
Number of Burners Power Levels Keep Warm Boost Double Boost Chef Mode Flex Zone(s) Cooking Surface Surface Finish Bevelled Edges Controls LED Cooking Cut-off Timer Independent Egg Timer Pause / Recall Function Hot Surface Indicators Child Lock Overflow Protection Cleaning Function Country of Origin	4 Zones 9 (per zone) Yes (70° min) 3 1 - Yes Eurokera ceramic glass Matte Grey Yes Touch + slide control Red Yes, one each zone - Yes Yes Yes Yes Yes -		5 Zones 9 (per zone) Yes (70° min) 5 2 Yes 2 Eurokera ceramic glass Matte-Grey Yes Touch + Slide controls Red Yes, one each zone Yes Yes Yes Yes Yes Yes France		
	Cooking Zones				
		Diameter (mm)	Output (W)	Diameter (mm)	Output (W)
	Front Left	190 x 210	2100 - 3000W	190 x 210	1600 - 1850
	Front Right	175mm	1400W	190 x 210	1600 - 1850
	Rear Left	190 x 210	1600 - 1850W	190 x 210	2100 - 3000
	Rear Right	215mm	2300 - 3000W	190 x 210	2100 - 3000
	Centre		-	265	2300 - 3000
	Total Consumption		7400W		10,400W
	Installation				
	Installation Type	Top mounted		Top mounted	
	Electrical Connection	Hard wired		Hard wired	
	Rated Voltage / Frequency	220-240V 50 / 60Hz		220-240V 50 / 60Hz	
	Total Rated Power	7400W		10,400W	
	Dimensions (Packed)				
	Width x Height x Depth (mm)	650 (w) x 95 (h) x 600 (d)		1030 (w) x 100 (h) x 625mm (d)	
	Gross Weight (kg)	11.9kg		17.2kg	
Dimensions (Product)					
Width x Height x Depth (mm)	590 (w) x 57 (h) x 520 (d)		880 (w) x 55 (h) x 520mm (d)		
Net Weight (kg)	11.0kg		14.8kg		
Dimensions (Cut-Out)					
Width x Height x Depth (mm)	560 (w) x 53 (h) x 490 (d)		810 (w) x 51 (h) x 490mm (d)		

## **Baumatic®**

## **Baumatic®**

## **Baumatic®**

Slide-out Rangehoods	GEH6018	GEH6017	GEH9017
<b>Functions</b>			
Extraction Capacity Finish Speed Slide Control Lights Filters Outlet Diameter	440m3/h Stainless steel front panel – white body 3 1 x LED 2 x aluminium grease filters 120mm flue cover	440m3/h Stainless steel finish 3 1 x LED 2 x aluminium grease filters 120mm flue cover outlet diameter	440m3/h Stainless steel finish 3 speed slide control 1 x LED 2 x aluminium grease filters 120mm flue cover outlet diameter
<b>Accessories</b>			
Fascia rails	40mm for direct ducting CF110 (Optional)	80mm for front recirculating and 40mm for direct ducting CF110 (Included)	80mm for front recirculating and 40mm for direct ducting CF110 (Included)
<b>Installation</b>			
Installation Type Electrical Connection Rated Voltage / Frequency Total Rated Power	Slide out 10amp Plug and lead 220-240V / 50Hz 201.5W	Slide out 10amp Plug and lead 220-240V / 50Hz 201.5W	Slide out 10amp Plug and lead 220-240V / 50Hz 201.5W
<b>Dimensions (Packed)</b>			
Width x Height x Depth (mm) Gross Weight (kg)	720 (w) x 350 (h) x 230 (d) 10kg	720 (w) x 350 (h) x 230 (d) 10kg	1015 (w) x 365 (h) x 245 (d) 10kg
<b>Dimensions (Product)</b>			
Width x Height x Depth (mm)	600 (w) x 175 (h) x 305 (d)	600 (w) x 175 (h) x 305 (d)	900 (w) x 175 (h) x 305 (d)
<b>Dimensions (Cut-Out)</b>			
Width x Height x Depth (mm)	600 (w) x 175 (h) x 305 (d)	600 (w) x 175 (h) x 305 (d)	900 (w) x 175 (h) x 305 (d)

TECHNIKA®

TECHNIKA®

TECHNIKA®

Undermount Rangehoods		TUR52S	TUR70S	TUR90S
<b>Features</b>				
Air Extraction Capacity		700m³/h extraction capacity	700m³/h extraction capacity	700m³/h extraction capacity
Finish		Stainless steel finish	Stainless steel finish	Stainless steel finish
Speed		3	3	3
Lights		2 x LED	2 x LED	2 x LED
Filters		1 x Honeycomb filter	1 x Honeycomb filter	1 x Honeycomb filter
Outlet Diameter		150mm	150mm	150mm
Noise Level		-	-	-
<b>Accessories</b>				
Carbon Filters		CF110 (Optional)	CF110 (Optional)	CF110 (Optional)
<b>Installation</b>				
Installation Type		Undermount	Undermount	Undermount
Electrical Connection		10amp Plug and lead	10amp Plug and lead	10amp Plug and lead
Rated Voltage / Frequency		220-240V / 50Hz	220-240V / 50Hz	220-240V / 50Hz
Total Rated Power		194W	194W	194W
<b>Dimensions (Packed)</b>				
Width x Height x Depth (mm)		570 (w) x 325 (h) x 340 (d)	745 (w) x 325 (h) x 340 (d)	945 (w) x 325 (h) x 340 (d)
Gross Weight (kg)		7.5kg	8kg	9.5kg
<b>Dimensions (Product)</b>				
Width x Height x Depth (mm)		520 (w) x 254 (h) x 296 (d)	696 (w) x 254 (h) x 296 (d)	896 (w) x 254 (h) x 296 (d)
<b>Dimensions (Cut-Out)</b>				
Width x Height x Depth (mm)		488 (w) x 274 (h) x 263 (d)	663 (w) x 274 (h) x 263 (d)	863 (w) x 274 (h) x 263 (d)



# Euromaid    Euromaid    TECHNIKA®    TECHNIKA®

Undermount Rangehoods	UC52	UC75	TGU52BK	TGU90BK
<b>Features</b>				
Air Extraction Capacity	1000m³/h extraction capacity	1000m³/h extraction capacity	1000m³/h	1000m³/h
Finish	Stainless steel finish	Stainless steel finish	Black glass finish	Black glass finish
Speed	3	3	3	3
Lights	2 x LED Strips	2 x LED Strips	2 x LED strip	2 x 2W LED strip
Filters	1 x aluminium grease filter	2 x aluminium grease filter	1 x aluminium mesh filter	1 x aluminium mesh filter
Outlet Diameter	150mm	150mm	150mm	150mm
Noise Level	54 - 60 dBA	54 - 62 dBA	60 dBA	62 dBA
Controls			Sensor touch	Sensor touch
<b>Accessories</b>				
Carbon Filter	ATCF52 (Optional)	2 x ATCF52 (Optional)	AT68D52CF152 (Optional)	AT68D90CF152 (Optional)
<b>Installation</b>				
Installation Type	Undermount	Undermount	Undermount	Undermount
Electrical Connection	10amp Plug and lead	10amp Plug and lead	10amp Plug and lead	10amp Plug and lead
Rated Voltage / Frequency	220 - 240V / 50Hz	220 - 240V / 50Hz	220 - 240V / 50Hz	220 - 240V / 50Hz
Total Rated Power	269W	269W	269W	269W
<b>Dimensions (Packed)</b>				
Width x Height x Depth (mm)	565 (w) x 340 (h) x 400 (d)	785 (w) x 370 (d) x 340 (h)	565 (w) x 340 (h) x 410 (d)	945 (w) x 340 (h) x 375 (d)
Gross Weight (kg)	11kg	12kg	11kg	14kg
<b>Dimensions (Product)</b>				
Width x Height x Depth (mm)	520 (w) x 305 (h) x 296 (d)	750 (w) x 302 (h) x 296 (d)	520 (w) x 310 (h) x 296mm (d)	900 (w) x 310 (h) x 296mm (d)
Net Weight (kg)			9.5kg	12kg
<b>Dimensions (Cut-Out)</b>				
Width x Height x Depth (mm)	505 (w) x 305 (h) x 280 (d)	730 (w) x 302 (h) x 275 (d)	500 (w) x 305 (h) x 275mm (d)	880 (w) x 305 (h) x 280mm (d)

TECHNIKA®

TECHNIKA®

Euromaid

Canopy Rangehoods	FHEE91A9S-5	FHEE22A6S-5 / FHEE229SC9S-5		ICG9BLS
Features				
Air Extraction Capacity	1000m³/h	1000m³/h		1000m³/h
Finish	Stainless steel and black glass	Stainless steel and black glass		Stainless steel and black glass
Speed	3	3		3
Lights	2 x LED lamps	2 x LED lamps		4 x LED lamps
Filters	1x Baffle filter   2x Baffle filters	2x Baffle filters   3x Baffle filters		2 x Baffle filters
Outlet Diameter	150mm	150mm		150mm
Noise Level	51 - 65 dBA	51 - 65 dBA		51 - 65 dBA
Optional Accessories				
Optional Ccarbon Filter	-	-		CF120
Recirculating Kit	-	-		IA150IGRK
900mm Extension Flue	-	IAFXSE1		-
Installation				
Installation Type	Wall Canopy	Wall Canopy		Island canopy
Electrical Connection	10amp Plug and lead	10amp Plug and lead		10amp Plug and lead
Rated Voltage / Frequency	220 -240V, 50/60Hz	220 -240V, 50/60Hz		220 - 240V / 50Hz
Total Rated Power	324W	324W		277W
Dimensions (Packed)				
Width x Height x Depth (mm)	950 x 540 x 385mm	650 x 540 x 385mm	950 x 540 x 385mm	945 x 665 x 415mm
Gross Weight (kg)	19.1kg	15.1kg	17.9kg	24kg
Dimensions (Product)				
Width x Height x Depth (mm)	900 (w) x 540-1015 (h) x 480mm(d)	600 (w) x 541-1017 (h) x 485mm (d)	900 (w) x 541-1017 (h) x 485mm (d)	900 (w) x 665-1170 (h) x 600mm (d)
Dimensions (Cut-Out)				
Width x Height x Depth (mm)	900 (w) x N/A (h) x 480mm (d)	600 (w) x N/A (h) x 485mm (d)	900 (w) x N/A (h) x 485mm (d)	900 (w) x 665-1170 (h) x 600mm (d)

# Euromaid Euromaid Euromaid TECHNIKA®

Canopy Rangehoods	ICF9BLS	CPT6MB	CPT9MB	CHEM52TLX
<b>Features</b>				
Air Extraction Capacity	1000m³/h	700m³/h	700m³/h	1000m³/h
Finish	Stainless steel and black	Matte Black	Matte Black	Stainless steel and black
Speed	3	3	3	4
Lights	4 x LED lamps	1 x LED	2 x LED	2 x LED lamps
Filters	3 x Baffle filters	2 x Baffle filters	3 x Baffle filters	3 x Baffle filters
Outlet Diameter	150mm	150mm	150mm	150mm
Noise Level	65 dBA	57 dBA	57 dBA	51 dBA
<b>Optional Accessories</b>				
Carbon Filter	CF120	CF110	CF110	-
Recirculating Kit	IA150IRK	IA150BSRK	IA150BSRK	-
900mm Extension Flue	-	IAPXBE1	IAPXBE1	CHEM52EXT
<b>Installation</b>				
Installation Type	Island canopy	Wall Canopy	Wall Canopy	Wall Canopy
Electrical Connection	10amp Plug and lead	10amp Plug and lead	10amp Plug and lead	10amp Plug and lead
Rated Voltage / Frequency	220 -240V / 50Hz	220 -240V / 50Hz	220 -240V / 50Hz	220 - 240V / 50Hz
Total Rated Power	271W	190W	190W	324W
<b>Dimensions (Packed)</b>				
Width x Height x Depth (mm)	960 (w) x 665 (h)	660 (w) x 560 (h)	960 (w) x 560 (h)	950 (w) x 540 (h)
Gross Weight (kg)	x 455mm (d) 32kg	x 310mm (d) 10kg	x 310mm (d) 12kg	x 310mm (d) 14.5kg
<b>Dimensions (Product)</b>				
Width x Height x Depth (mm)	900 (w) x 1010 -1160 (h) x 600mm(d)	600 (w) x 645 -1025 (h) x 500mm (d)	900 (w) x 645 -1025 (h) x 500mm (d)	900 (w) x 735 - 1210mm (h) x 480 (d)
<b>Dimensions (Cut-Out)</b>				
Width x Height x Depth (mm)	900 (w) x 1010 -1160 (h) x 600mm(d)	600 (w) x 645 -1025 (h) x 500mm (d)	900 (w) x 645 -1025 (h) x 500mm (d)	900 (w) x 735 - 1210mm (h) x 480 (d)



Dishwasher	BD14FSDX	BD16FSDX	BD16FID
<b>Features</b>			
Finish	Stainless steel	Stainless steel	Fully integrated
Place Settings	14	16	16
Display	LED Indicator	White LED	Red LED (internal)
Controls	Electronic push button	Electronic push button	Electronic push button
Cutlery	Mini side tray	Full size tray	Full size tray
Upper Basket Type	3 Levels (fully loaded)	3 Levels (fully loaded)	3 Levels (fully loaded)
Cutlery Basket	Included	Included	Included
No. of Spray Arms	2	3	3
Adjustable Plate Holders	3	3	3
HydroSense	No	Yes	Yes
Drying System	Natural	Closed fan	Closed fan
Delay Start	No	Up to 24hrs	Up to 24hrs
Flood Protection	Overflow Sensor + Aquastop	Overflow Sensor + Aquastop	Overflow Sensor + Aquastop
Rinse Aid Indicator	Yes	Yes	Yes
Internal Tub Material	Stainless steel	Stainless steel	Stainless steel
Filter Type	3 Stage	3 Stage	3 Stage
<b>Programs</b>			
Program 0	Eco 45°	Tub Clean	-
Program 1	Intensive 70°	Eco 45°	Eco 45°
Program 2	Daily 65°	Auto 40-65°	Auto 40-65°
Program 3	Quick 60°	MixWash+ 55-65°	MixWash+ 55-65°
Program 4	Mini 35°	Intensive 70°	Intensive 70°
Program 5	-	Quick 60°	Quick 60°
Program 6	-	GlassCare 40°	GlassCare 40°
Program 7	-	Mini 35°	Mini 35°
Program 8	-	Pre-Wash	Pre-Wash
<b>Auxiliary Functions</b>			
Function 1	Half Load	Half load	Half load
Function 2	-	Fast+	Fast+
Function 3	-	Extra drying	Extra drying
Function 4	-	Turbo wash	Turbo wash
<b>Installation</b>			
Installation Type	Free Standing	Free Standing	Uncer bench (door panel not provided)
Electrical Connection	10A Plug	10A Plug	10A Plug
Rated Voltage / Frequency	220 -240 volt / 50Hz	220 -240 volt / 50Hz	220 - 240V / 50Hz
Total Wattage	1800 - 2100W	1800 - 2100W	1800W - 2100W
Heating Element	Concealed	Concealed	Concealed
Motor	Universal	BLDC	BLDC
Energy Rating	3 Star	4 Star	4 Star
Water Rating	3.5 Star	4.5 Star	4.5 Star
Noise Level	52dBa	43dBa	43dBA
<b>Dimensions (Packed)</b>			
Width x Height x Depth (mm)	657 (w) x 897 (h) x 674mm (d)	657 (w) x 897 (h) x 674mm (d)	657 (w) x 867 (h) x 674mm (d)
Gross Weight (kg)	45.2kg	54.7kg	41.1kg
<b>Dimensions (Product)</b>			
Width x Height x Depth (mm)	598 (w) x 850 - 865 (h) x 598mm (d)	598 (w) x 850 - 865 (h) x 598mm (d)	598 (w) x 818 - 918 (h) x 550mm (d)
Net Weight (kg)	45.2kg	50.8kg	37.9kg
<b>Dimensions (Cut-Out)</b>			
Width x Height x Depth (mm)	600 (w) 850-865 (h) x 600 (d)	600 (w) 850-865 (h) x 600 (d)	600 (w) x 820 - 920 (h) x 590mm (d)

## Baumatic®

## Baumatic®

## Baumatic®

Fridges / Wine Storage	BIR266BM	BWC646	BBC6178
<b>Refrigerator Features</b>			
Defrost Type	Frost Free	Auto defrosting	Auto defrosting
Climate Class	T	-	-
LED Lighting	Yes	-	-
Variable Temperature Settings	Yes	Yes	Yes
Adjustable Door Shelves	3	-	-
Adjustable Glass Shelves	3	-	-
Total Shelves	4	6 Black wire shelves	3 Wire shelves
Door Alarm	Yes	-	-
Fruit / Vegetable Fresh Zone	Yes	-	-
Reversible Door	Yes	Yes	Yes
Fan Cooling	-	-	-
Door Lock	-	Yes	Yes
<b>Freezer</b>			
Defrost Type	Frost free	-	-
Freezer Drawers	2	-	-
Ice Tray	1	-	-
Auxiliary Drawer (Top Level)	1	-	-
<b>Capacity</b>			
Freezer	84L	-	-
Refrigerator	182L	145L	145L
Total Gross Capacity	266L	-	-
<b>Installation</b>			
Rated Voltage / Frequency	220-240V / 50Hz	220-240V / 50Hz	220-240V / 50Hz
Rated Power	180W	100W	100W
MEPS Energy Rating	2 Star	-	-
Energy Usage	432 kWh/year	0.68kWh/24hrs	0.6kWh/24hrs
<b>Dimensions (Packed)</b>			
Width x Height x Depth (mm)	585 (w) x 1845 (h) x 580mm (d)	660 (w) x 930 (h) x 625mm (d)	660 (w) x 930 (h) x 625mm (d)
Gross Weight (kg)	62kg	56kg	45kg
<b>Dimensions (Product)</b>			
Width x Height x Depth (mm)	540 (w) x 1785 (h) x 545mm (d)	595 (w) x 870 - 890mm (h) x 570 (d)	595 (w) x 870 - 890mm (h) x 570 (d)
<b>Dimensions (Cut-Out)</b>			
Width x Height x Depth (mm)	568 (w) x 1785 (h) x 560 (d)	600 (w) x 870 - 890 (h) x 570 (d)	600 (w) x 870 - 890 (h) x 570 (d)





Sinks	SKT9SC	SKT7SC	SKT4SC	SKT11
<b>Features</b>				
Finish Material Plugs Capacity	Brushed satin finish 304 Grade stainless steel Designer plug and wastes 2 x 190mm deep 30 litre	Brushed satin finish 304 Grade stainless steel Designer plug and wastes 1x 190mm deep 30L and 1x 153mm deep 12L	Brushed satin finish 304 Grade stainless steel Designer plug and wastes 190mm deep 26 litre	Satin finish 304 Grade stainless steel Designer plug and wastes 200mm deep 32L and 14L
<b>Accessories</b>				
Colander Cutting Board Drain Mat	Yes Yes Yes	Yes Yes Yes	Yes Yes Yes	Yes Yes Yes
<b>Dimensions (Packed)</b>				
Width x Height x Depth (mm) Gross Weight (kg)	915 (w) x 270 (h) x 485mm (d) 3kg	695 (w) x 270 (h) x 485 (d) 3kg	425 (w) x 270 (h) x 485 (d) 2kg	315 (w) x 1040 (h) x 500 (d) 3kg
<b>Dimensions (Product)</b>				
Width x Height x Depth (mm)	870 (w) x 440 (h) x 200mm (d)	650 (w) x 440 (h) 200mm (d)	380 (w) x 440 (h) 200mm (d)	1010 (w) x 450 (h) x 200mm (d)



Store details here:

**Glen Dimplex**   
**AUSTRALIA**

GLEN DIMPLEX AUSTRALIA PTY LTD

8 Lakeview Drive, Scoresby, VIC 3179, Australia

[www.glendimplex.com.au](http://www.glendimplex.com.au)

Glen Dimplex Australia's Policy is one of continuous development and improvement. We reserve the right to change specifications and prices without prior notice.

VERSION NUMBER: MAY 2021