

## ACCESSORIES AND OTHER INFORMATION

DELIVERY  Yes  No  Note: We use couriers for delivery and assistance with unloading will be required.

ENTER YOUR DETAILS BELOW AND LEAVE YOUR PLAN WITH US FOR AN OBLIGATION FREE QUOTE.

Name: \_\_\_\_\_ Date: \_\_\_\_\_

Address: \_\_\_\_\_

Suburb: \_\_\_\_\_

Phone: \_\_\_\_\_ Fax: \_\_\_\_\_ Email: \_\_\_\_\_

Requested Delivery Date: \_\_\_\_\_

**WHAT YOU GET AT KitchensUBUILD DIY Centre - When comparing prices ensure that you are getting the same quality & service. Our quality is the best available without the huge prices.**

- Kitchens designed for DIY - Not just flat packed
- Full installation service available on request
- Delivered to your door or pick up from Bayswater or Dandenong
- Solid units constructed with 16mm HMR Melamine including solid backs
- Pre dowelled construction - no gluing or nailing required
- Full screw & dowel construction / no cams used
- All holes pre-drilled and countersunk for cabinet assembly
- All products of the highest quality available
- Drawers with metal sides & standard soft close drawers from Hettich
- All doors with soft close blum hinges
- All hardware supplied to complete your kitchen
- Hundreds of colour combinations available for benchtops & Doors - Locally Produced
- Total after sales support from KitchensUBuild
- All hinges and drawers carry a lifetime manufacturers warranty

How did you hear about us?

- External Signage       Internet  
 Yellow Pages         Recommendation  
 Local Paper             Other: \_\_\_\_\_

Dandenong South T: 03 9706 9195  
Bayswater North T: 03 9720 9359

www.kitchensubuild.com.au

**KitchensUBuild**  
Australia

## Planning Guide

Using the KitchensUBuild Cabinet Guide, mark the position of the units including the position of the fridge, sink, stove, range hood and also the doors and windows.

**IMPORTANT:** If at any point you need help bring your measurements and ideas into one of our showrooms and one of our consultants will be more than happy to help you at any time during the planning process.

DESIGN CHECKLIST:

Include the items on this checklist to help us achieve an accurate quotation.

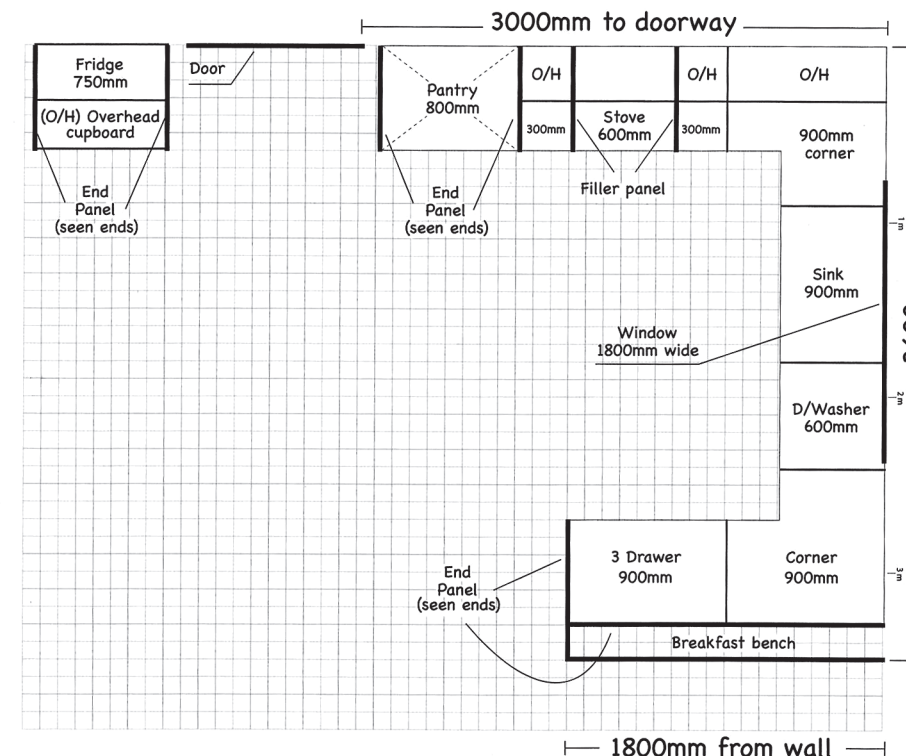
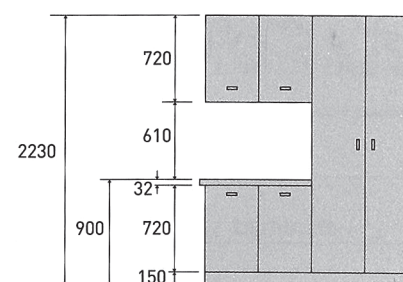
- Wall measurements       Appliance positions       Overheads  
 Cabinet positions         Window & doors             Seen ends/Filler panels  
 Drawers                       Fridge

When completed your plan could look like this:

### Standard measurements

Standard Benchtop  
Depth: 600mm


Breakfast Bar / Island  
Bench  
Depth: 650mm to 1150mm



**TIP:** Stove tops should be placed a minimum of 250mm away from a side or pantry. If you do not know where to place fillers or panels please don't hesitate to contact one of our instore consultants

# Plan your kitchen

Using the graph page below, plan and mark out the layout of your kitchen.



## Design Your Project

### DOORS

Type of doors:  Melamine/Laminated  Vinyl  Other: \_\_\_\_\_

Colour of doors: \_\_\_\_\_

Finish:  Text  Matt  Gloss

Style of doors (Vinyl Only):  Style 1  Style 2  Style 3  Style 4

Glass Frame (Vinyl)  Glass Door (Aluminium)

Qty Cutouts per Door  Clear Glass  Frosted Glass

Design Name (if known): \_\_\_\_\_

### BENCHTOPS

Surface Type:  Laminate  Other \_\_\_\_\_

Colour/Brand of benchtop (if known): \_\_\_\_\_

Benchtop edge:  Square  Round edge (postformed)

### SINK


Quote: \_\_\_\_\_


Style:  Single  1 & 3/4  Double  Other

### OVEN

Quote: Code: \_\_\_\_\_

Type:  Under Bench  width: \_\_\_\_\_

Wall Tower  width: \_\_\_\_\_

Free Standing  width: \_\_\_\_\_

**RANGEHOOD**  Quote: Code: \_\_\_\_\_

Slide out:  600mm  900mm Canopy:  600mm  900mm

Fixed:  600mm  900mm

### FRIDGE

Overhead Cupboard:  Yes  No width: \_\_\_\_\_  700  750  800  850

900  1000 Special Size: \_\_\_\_\_

**DISHWASHER**  Quote: Code: \_\_\_\_\_

Yes  No  width: 600mm Special width: \_\_\_\_\_

**HANDLES**  Yes  No Code: \_\_\_\_\_